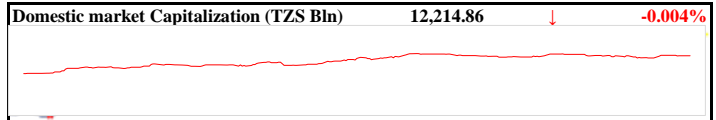
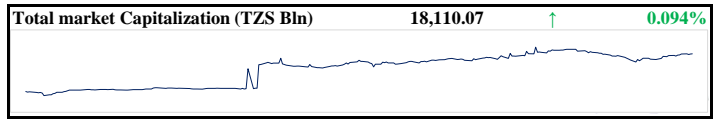


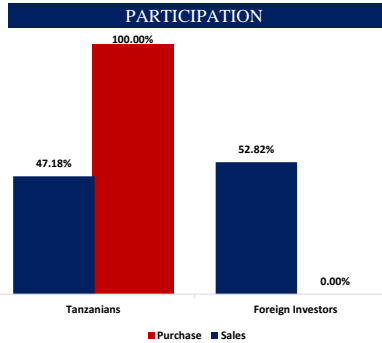
DAILY MARKET REPORT ~ DAR ES SALAAM STOCK EXCHANGE
16-Jan-25

Market turnover ~ TZS Mln	617,914	+10.3%
Volume traded	885,507	
Net foreign outflow~ TZS Mln	(326.38)	



Graphs shows movement of capitalization Year to Date

GAINERS & LOSERS	PRICE	%Δ	1M	YTD
Dar es salaam Stock Exch	2380	-0.83%	+0.85%	+0.85%



MOVERS	TICKER	PRICE (TZS)	VOLUME	TURNOVER (TZS)	% YTD
CRDB Bank Plc	CRDB	660	848,813	556.7 Mln	-1.49%
NMB Bank Plc	NMB	5,350	6,555	35.8 Mln	0.00%
Dar es salaam Stock Exchange Plc	DSE	2,380	5,241	12.5 Mln	0.85%
Tanzania Portland Cement Plc	TPCC	3,600	1,633	6.1 Mln	0.00%
National Investment Company Ltd	NICO	640	5,890	3.8 Mln	0.00%

MARKET INDICES	Point	Change (Pts)	%	1M	YTD
DSEI	2,168.70	+2.04	0.094%	+1.35%	1.35%
TSI	4,608.04	-0.18	-0.004%	-0.23%	-0.23%
Industrial and Allied	5,044.80	0.00	0.000%	0.00%	0.00%
Banking & Investment	5,752.78	-0.59	-0.010%	-0.54%	-0.54%
Commercial services	2,134.27	0.00	0.000%	-0.20%	-0.20%

FIXED INCOME MARKET

Transaction Value (TZS Bln)	1.5259	Deals	13				
Face Value (TZS Bln)	1.5070						
Issuer	Coupon	Term	Deals	Face value	Turnover	Av.Price	Av.YTM
CRD	10.21%	5	1	0.0500	0.0475	95.00%	11.88%
Government	15.49%	20	1	0.1000	0.1035	103.50%	14.90%
Government	15.75%	25	9	1.3310	1.3531	101.92%	15.45%
NBC	10.00%	5	2	0.0260	0.0218	83.00%	17.75%